


Community High School District 155

inspire . . . empower . . . nurture

D155 Strategic Planning Educational Services

September 12, 2018



The School Day

School begins each day at 7:25 a.m.; however, on Mondays, District 155 operates on a late-start schedule, with classes beginning at 8:10 a.m. (see the District's website for more details). Only students enrolled in zero hour begin at 6:30 a.m.

The last class ends each day at 2:50 p.m., except on the scheduled early release days indicated on the school calendar.

On a regular school day, each of the nine periods is 45 minutes long. There is a 5 minute interval for passing between each period.

Daily Schedule			
Monday (Late Arrival)		Tuesday-Friday	
Period	Time	Period	Time
0*	6:30-7:10	0*	6:30-7:15
1	8:10-8:50	1	7:25-8:10
2	8:55-9:35	2	8:15-9:00
3	9:40-10:20	3	9:05-9:50
4	10:25-11:05	4	9:55-10:40
5	11:10-11:50	5	10:45-11:30
6	11:55-12:35	6	11:35-12:20
7	12:40-1:20	7	12:25-1:10
8	1:25-2:05	8	1:15-2:00
9	2:10-2:50	9	2:05-2:50

CHSD 155 GRADUATION REQUIREMENTS

Classroom Driver Education 1/4 credit

Computer Education 1/2 credit

Consumer Education 1/4 credit

Elective Courses 6 credits

- ❑ One credit of the electives must be earned in Music, Art, World Language, or Vocational Education.

English 4 credits

Mathematics 3 credits

- ❑ One credit must be in Algebra I and one credit must be a course that includes geometry content.

Physical Education & Health 2 1/4 credits

Science 2 credits

Social Science 2 credits

- ❑ At least one year must be United States History.
- ❑ Beginning with the High School Graduating Class of 2020, the ISBE mandated civics requirement must be met. Courses that meet the Civics requirement will be noted in the Social Science section.

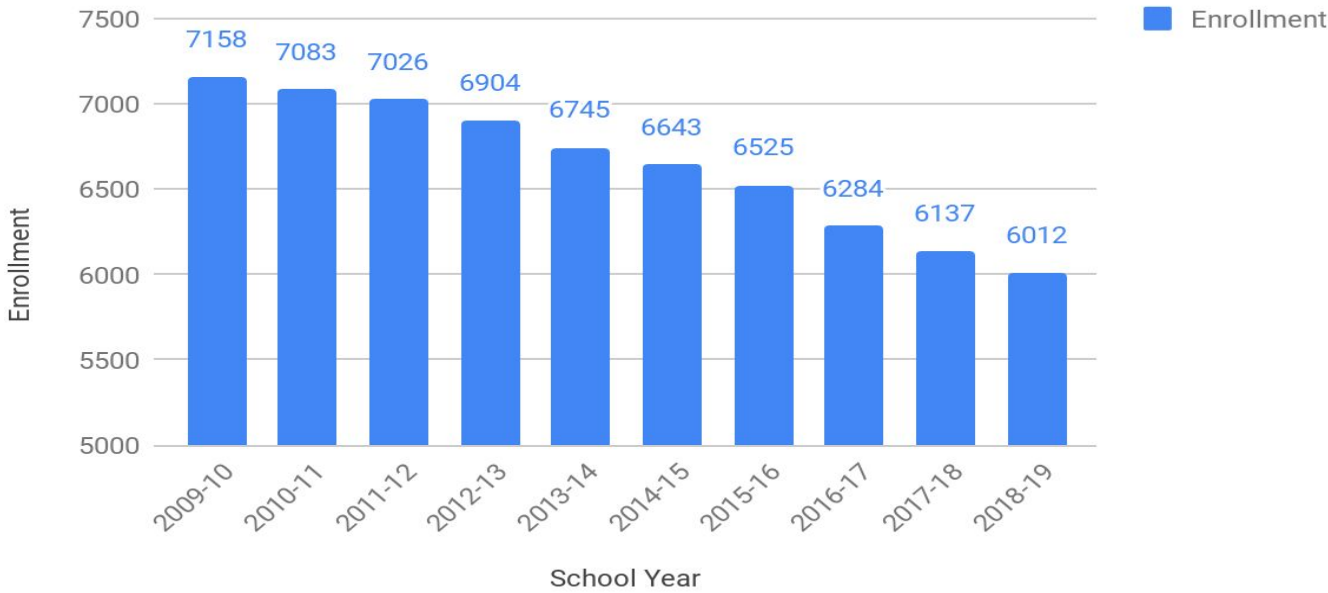
TOTAL FOR GRADUATION 20 1/4 CREDITS*

*SB Policy 6:310 allows students to transfer in a total of 2 credits over the course of four years



In 1997, when PR opened, total D155 enrollment was 4,939.

Enrollment by School Year



1,670 (1883)



1,537 (1548)



1,443 (2,016)



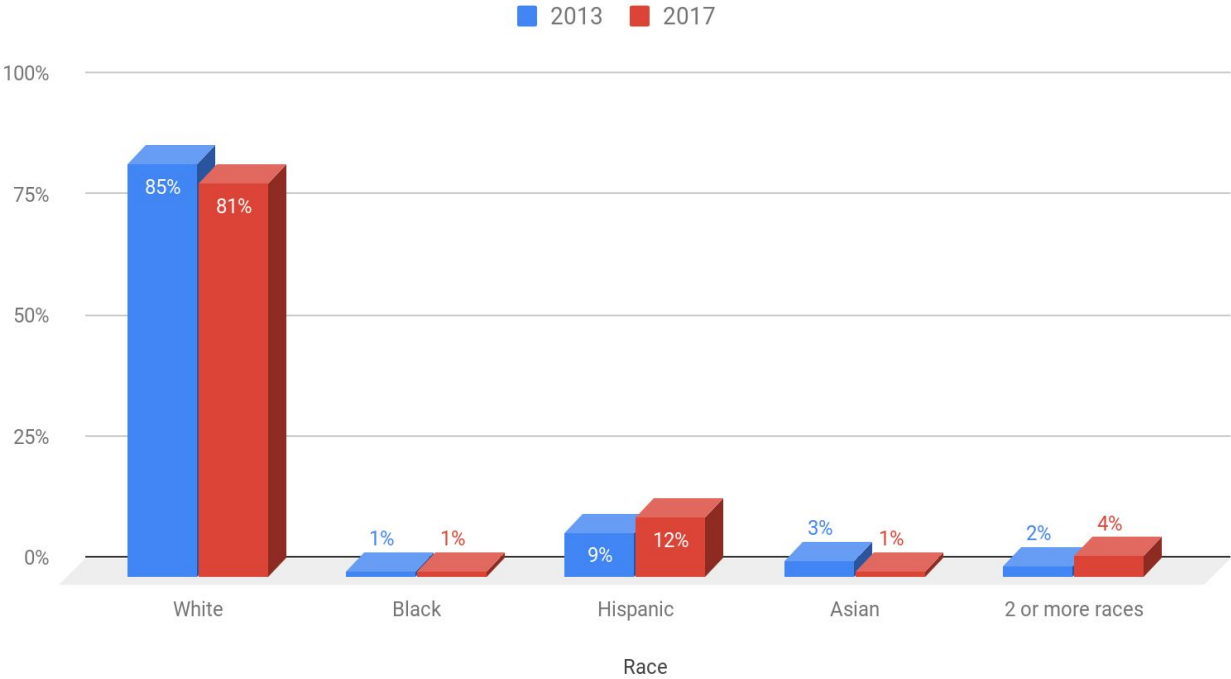
1,362 (1,711)



(92) (66)



D155 Student Demographics

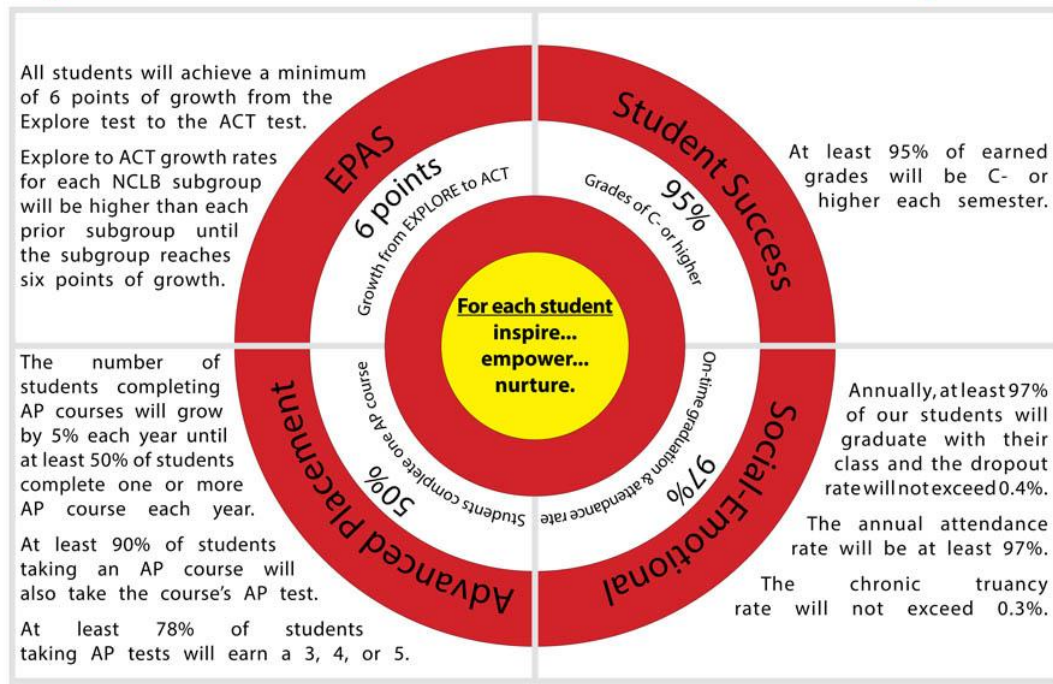


Subgroups	2013	2017
Low Income	14%	19%
IEP	13%	12%
Homeless	1%	1%
ELL	1%	1%

2013 - 2018 District Targets



Community High School District 155 Targets



inspire... empower... nurture





ESSA - Every Student Succeeds Act

Academic Indicators (75%)

- SAT (2018-19: ELA – 10%; Math 10%)(thereafter: ELA 7.5%; Math 7.5%)
- Graduation (4,5, and 6 year rate) (50%)
- EL Proficiency (ACCESS) (5%)
- Science (2018-19: 0%)(thereafter: 5%)

Student Quality/Student Success Indicators (25%)

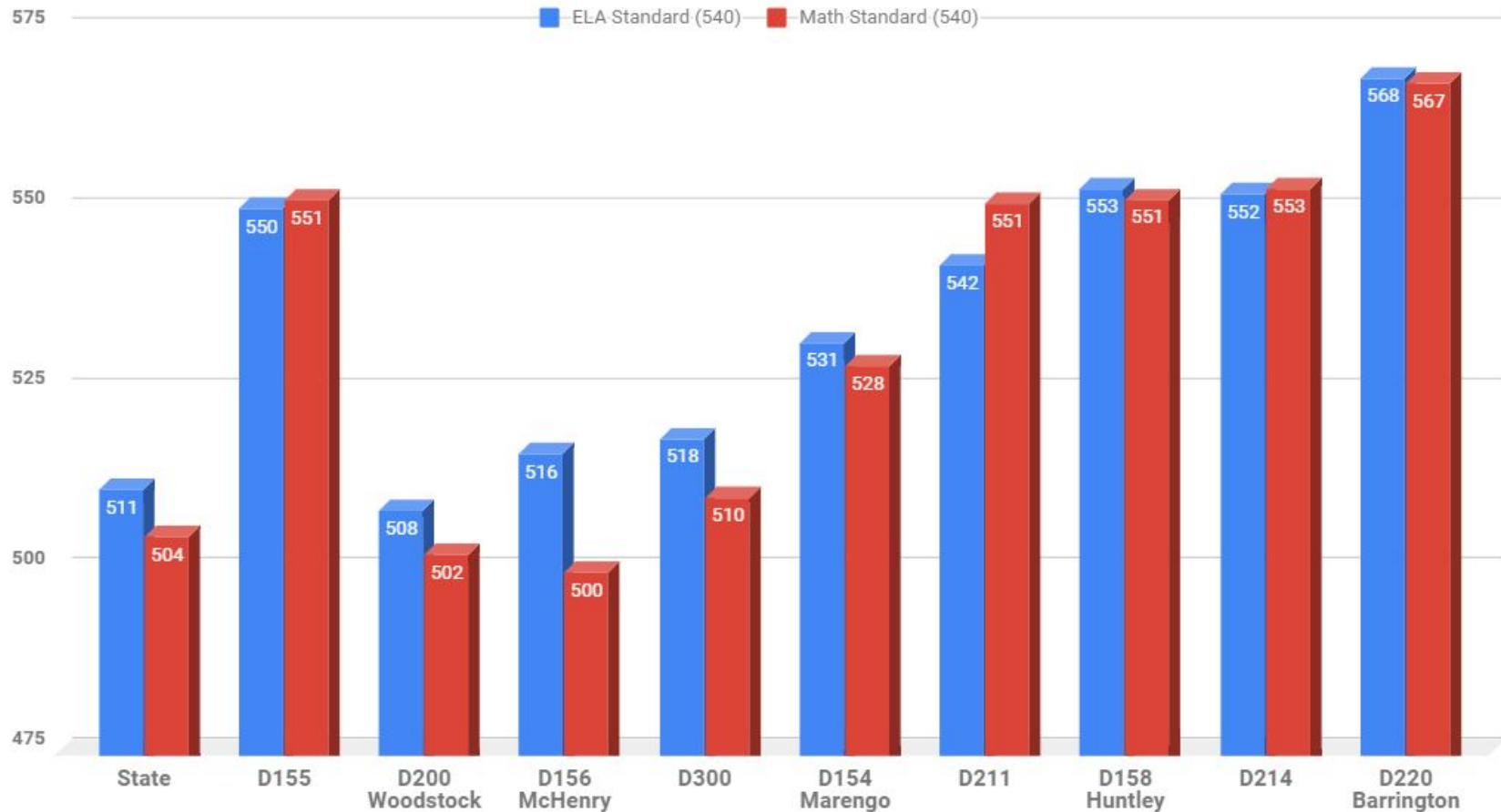
- Chronic Absenteeism (7.5%)
- 9th grade on track (6.25%)
- College and Career Ready Indicator (6.25%)
- Climate Survey (5%)
- Fine Arts* (0%)

Community High School District 155

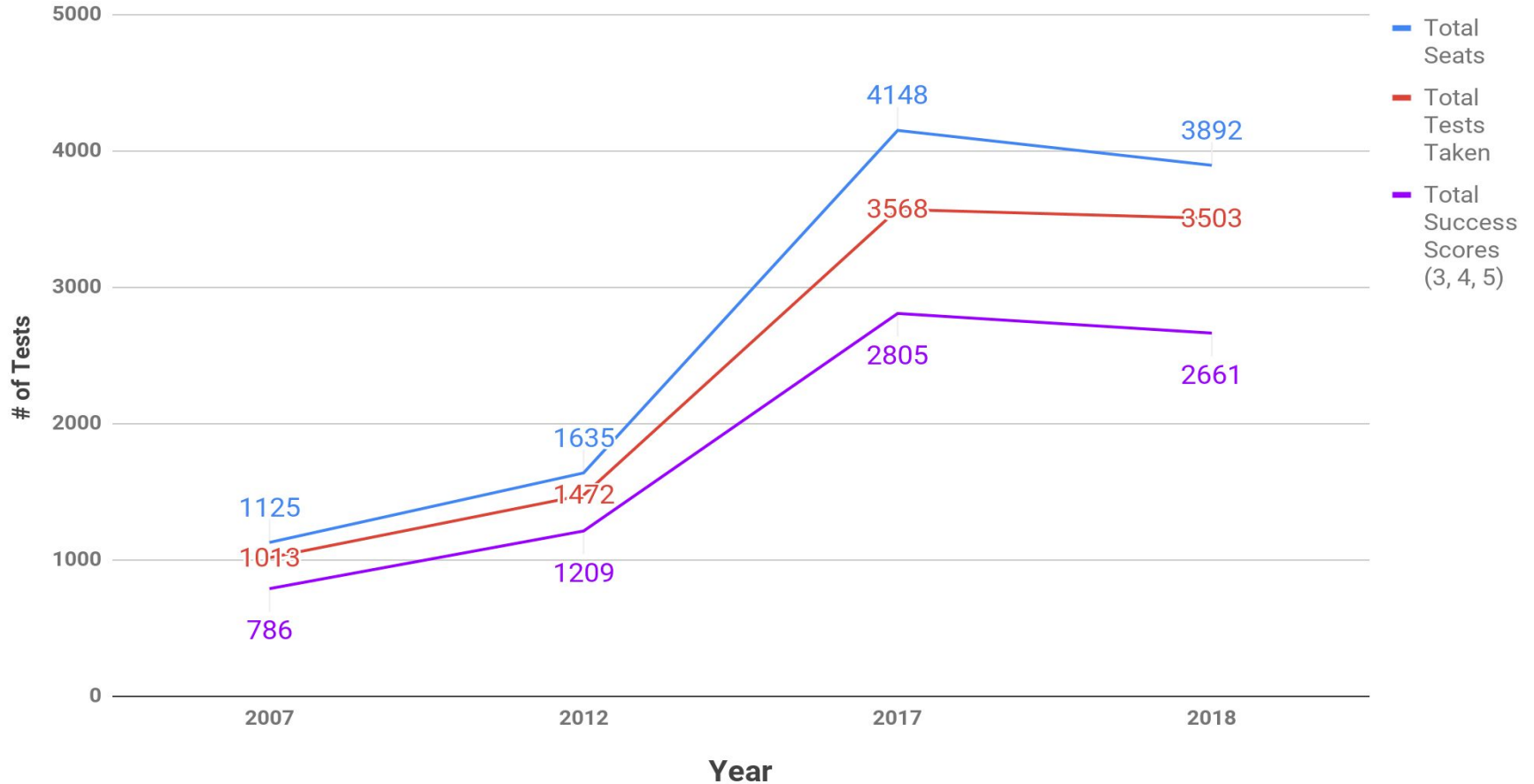
inspire . . . empower . . . nurture



2016-2017 SAT Scores by District



AP Data: 2007 - 2018 Overview



D155 AP Courses Offered

English: AP Lang & Composition, AP Lit & Composition, AP Research, AP Seminar

Fine Art: AP Studio Art 2D, AP Studio Art 3D, AP Drawing, AP Art History

Industry & Careers: AP Computer Science Principles

Math: AP Computer Science, AP Calculus AB, AP Calculus BC, AP Statistics

Music: AP Music Theory

Science: AP Biology, AP Chemistry, AP Physics I, AP Physics C, AP Environmental Science

Social Science: AP U.S. History, AP European History, AP U.S. Government & Politics,
AP Psychology, AP Micro & Macro Economics, AP Human Geography

World Language: AP French Language & Culture, AP German Language & Culture,
AP Spanish Language & Culture,
AP Spanish Literature & Culture

Total AP Tests Administered:
3,568 (2017)

Community High School District 155

inspire . . . empower . . . nurture



Career & Technical Education (CTE)

	Total Enrollment
BUSINESS ED	
Accounting I	132
Bus Incubator	24
Business Law	72
Career Intern	1
Comp Bus App	134
Consumer Ed	101
Intro Business I	390
VEI Entrep	81
Totals	935

	Total Enrollment
FACS	
Adult Living	153
Adv Cul Arts	3
Child Dev	157
Cul Arts I	259
Cul Arts II	14
Cul Arts I Comm	94
Fashion Opp I	63
Fashion Opp II	2
Health OCC I	3
House & Int Design	16
Int Educ	10
Nurse Assistant	6
Nutrition/Well	45
Orient to FACS	10
Pre-School Lab	1
Totals	836

	Total Enrollment
Industrial Tech	
ADV ME DSN	7
ARCH ME & DSN	23
AUTO I	14
AUTO II	46
DRFT & ME III	15
ELECTRONIC I	44
FAA PRV PIOLOT	29
IN TCH DSN/DFT	39
ME & DESIGN	1
METALS I	34
ORIENT IND OCC	42
PLTW DIG ELECT	82
PLTW ENGR D&D	92
PLTW ENGR DES	215
PLTW PRN ENGR	113
ROB & DRONE TEC	59

SEM IN AUTO	7
SEM IN ELECTRONICS	1
SEM IN METALS	4
SEM IN WOODS	1
SMALL ENGINES	128
TECH ED I	34
WOODS I	141
Totals	1171

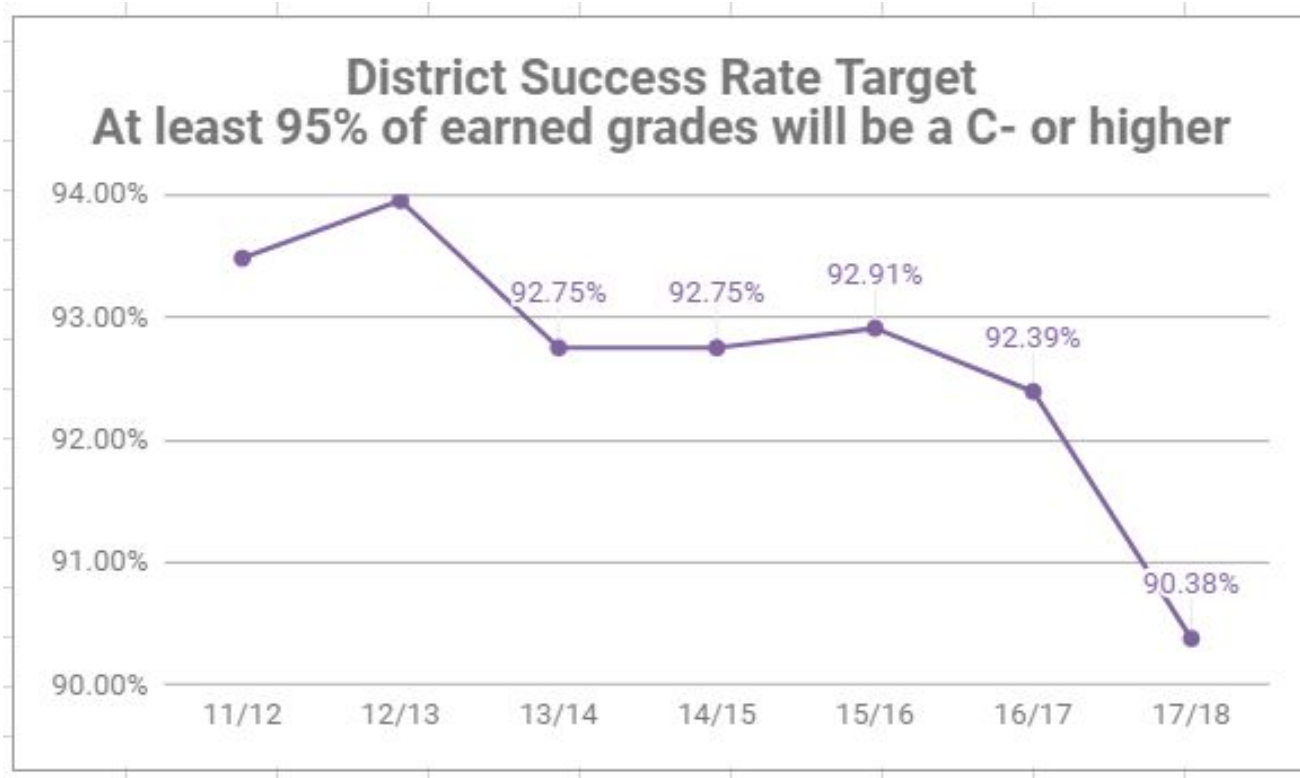
**Total CTE Seats:
2,942 (2017)**

Community High School District 155

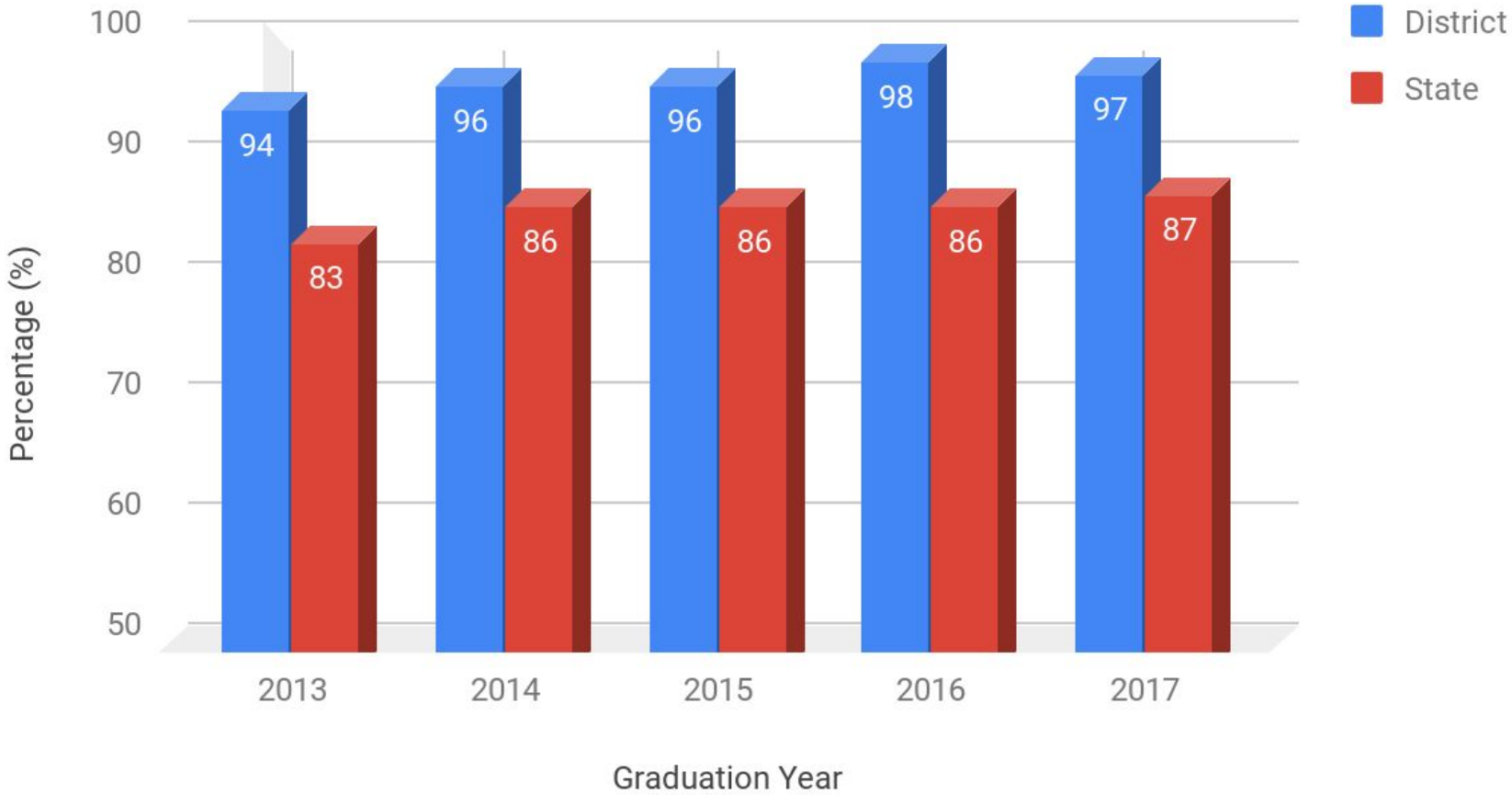
inspire . . . empower . . . nurture



Achievement Data (C- or Higher)



Graduation Rates for District and State



2018 Graduating Seniors Post Secondary Plans

4-year - 60%

2- year - 29%

Tech/vocational - 2%

Trade/Apprentice - 2%

Full-time work - 4%

Military - 3%

Other - 3%



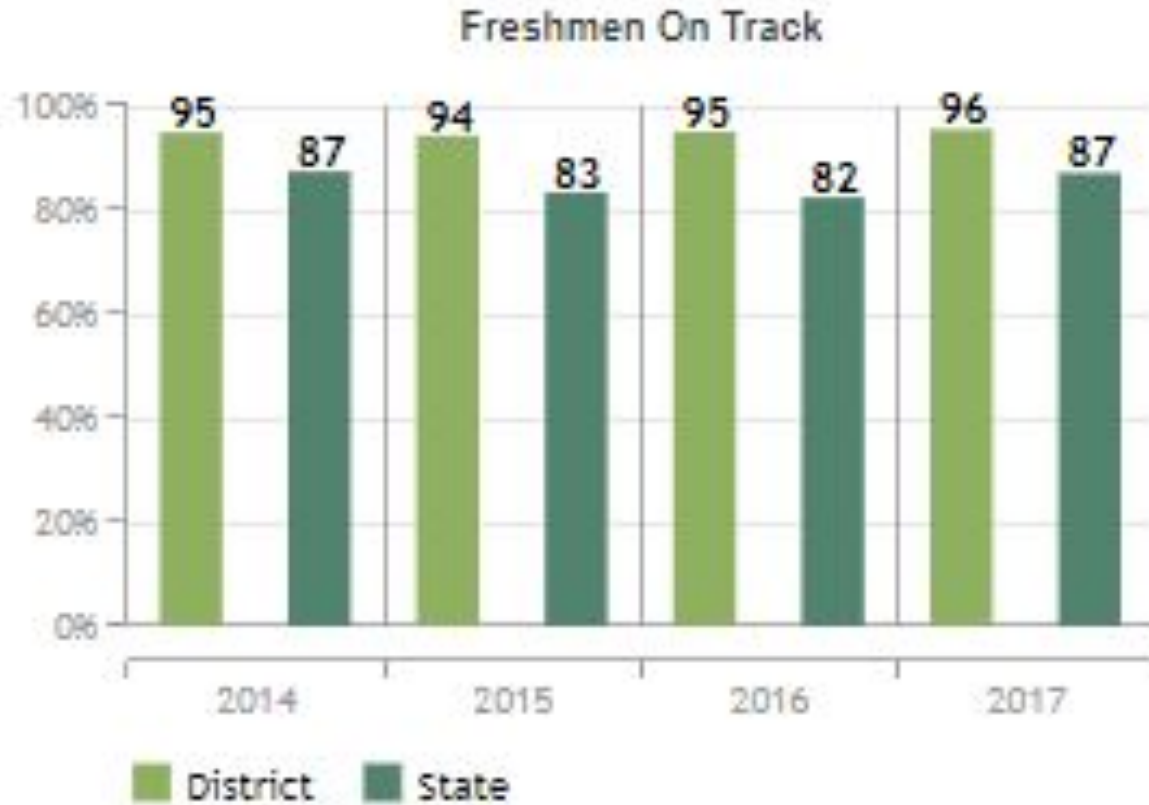
2016 Early College Course Work

	Grade 10	Grade 11	Grade 12	Total
Total Students Taking Early College Courses	388	776	929	2,093
% Students Taking Early College Courses	24.2%	48.5%	53.9%	42.5%
Advanced Placement				
Students Taking One or More AP Courses	386	767	872	
International Baccalaureate				
Students Taking One or More IB Courses	0	0	0	
Dual Credit				
Students Taking One or More DC Courses	3	20	180	

2017 Early College Course Work

	Grade 10	Grade 11	Grade 12	Total
Total Students Taking Early College Courses	545	876	1,034	2,455
% Students Taking Early College Courses	34.9%	54.8%	63.4%	51.3%
Advanced Placement				
Students Taking One or More AP Courses	433	814	906	
International Baccalaureate				
Students Taking One or More IB Courses	0	0	0	
Dual Credit				
Students Taking One or More DC Courses	135	97	422	

Percentage of Freshmen On Track



AP Demographic Participation

	Grade 10	Grade 11	Grade 12	Total
Total Students Taking Early College Courses	545	876	1,034	2,455
% Students Taking Early College Courses	34.9%	54.8%	63.4%	51.3%
Advanced Placement				
Students Taking One or More AP Courses	433	814	906	
Low Income	52	87	101	
White	346	725	780	
Black	3	4	5	
Hispanic	46	52	75	
Asian	2	31	28	
Am. Indian	0	1	4	
Pacific Islander	0	0	1	
Two or More	36	1	13	
English Learners	0	3	2	
With Disabilities	5	7	18	

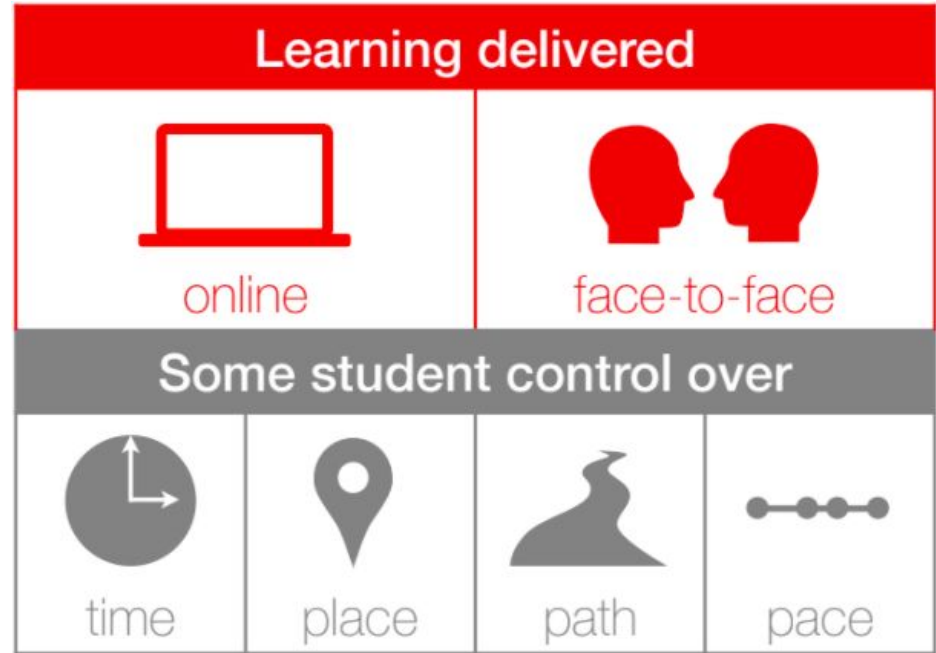
Dual Credit Demographic Participation

Dual Credit

Students Taking One or More DC Courses	135	97	422
Low Income	25	31	56
White	107	72	347
Black	0	2	3
Hispanic	24	22	52
Asian	0	0	11
Am. Indian	0	1	0
Pacific Islander	0	0	1
Two or More	4	0	8
English Learners	7	3	5
With Disabilities	5	12	6

Blended Learning

An instructional method in which...



Community High School District 155

inspire . . . empower . . . nurture

D155 Blended Courses

- Advanced Writing (PR)
- Creative Writing (CLC)
- AP Psychology (CG)
- Art & Design II (CLS)

Community High School District 155

inspire . . . empower . . . nurture



D155 Workforce Development Committee

- MCC Relationship
- Dual & Articulated Credit courses
- Work Program & Internship courses
- Community Manufacturing Night (Oct 2018)
- Association for Career & Technical Education Conference

Community High School District 155

inspire . . . empower . . . nurture



Questions?

Community High School District 155

inspire . . . empower . . . nurture

